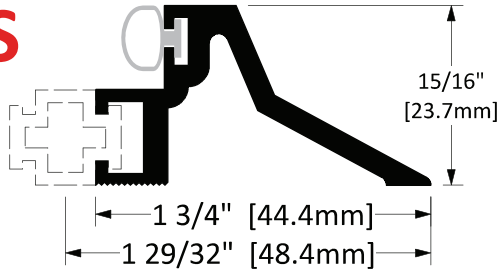


1/2" THERMAL BREAK THRESHOLDS

ALL PRODUCTS IN THIS SECTION ARE EXTRUDED ALUMINUM

CT-47-1S

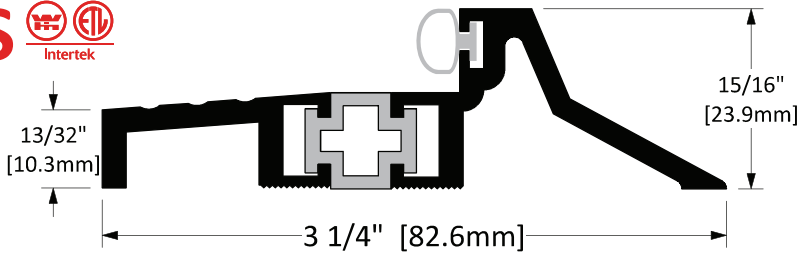
WITH SILICONE
INSERT NOT INCLUDED
Screw Type: G
OPT Screw Type: H, I
STD Finish: Mill



CT-49S



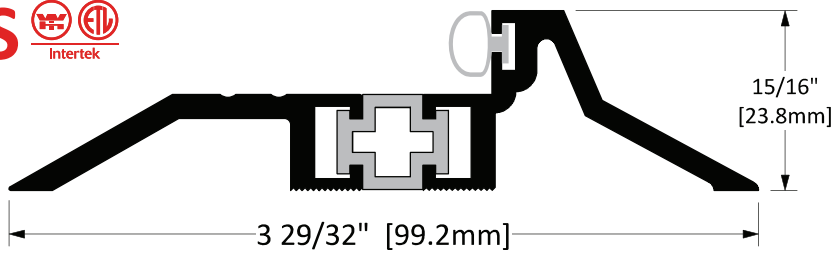
WITH SILICONE
INSERT INCLUDED
Screw Type: G
OPT Screw Type: H, I
STD Finish: Mill



CT-47S



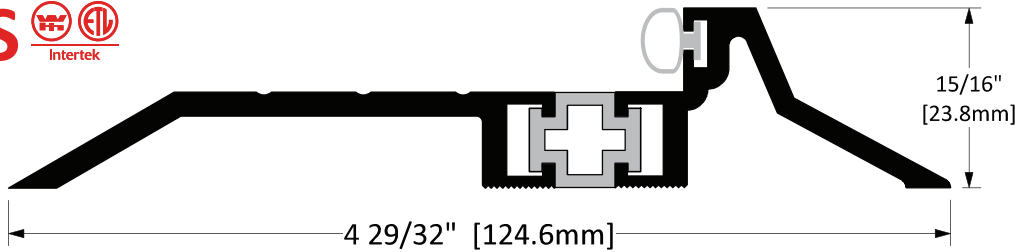
WITH SILICONE
INSERT INCLUDED
Screw Type: G
OPT Screw Type: H, I
STD Finish: Mill



CT-48S



WITH SILICONE
INSERT INCLUDED
Screw Type: G
OPT Screw Type: H, I
STD Finish: Mill

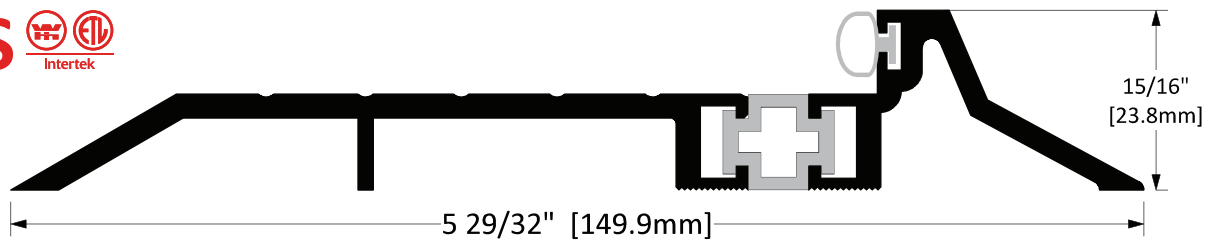


NEW

CT-42S



WITH SILICONE
INSERT INCLUDED
Screw Type: G
OPT Screw Type: H, I
STD Finish: Mill

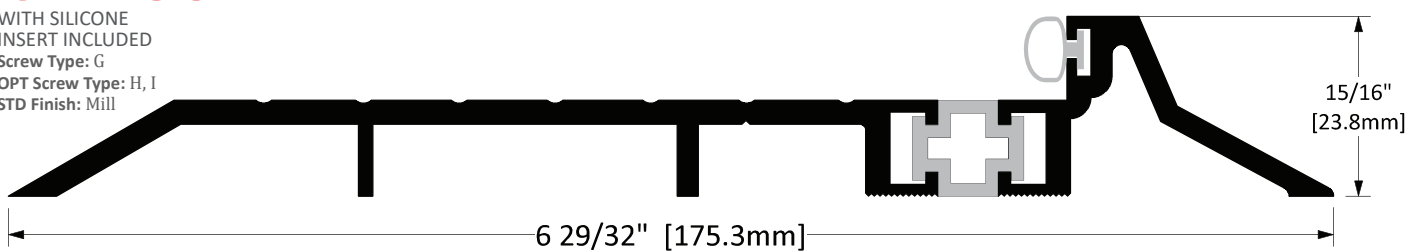


NEW

CT-43S



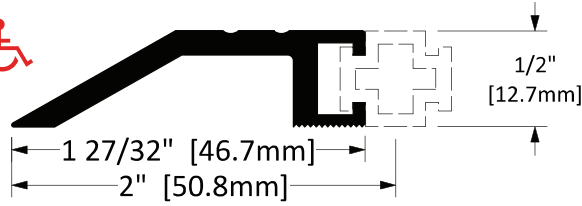
WITH SILICONE
INSERT INCLUDED
Screw Type: G
OPT Screw Type: H, I
STD Finish: Mill



1/2" THERMAL BREAK THRESHOLDS

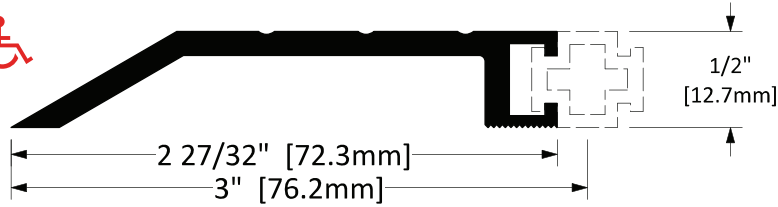
CT-44-1

INSERT NOT INCLUDED
 Screw Type: G
 OPT Screw Type: H, I
 STD Finish: Mill
 OPT Finish: B.A., B.L.A., C.A.



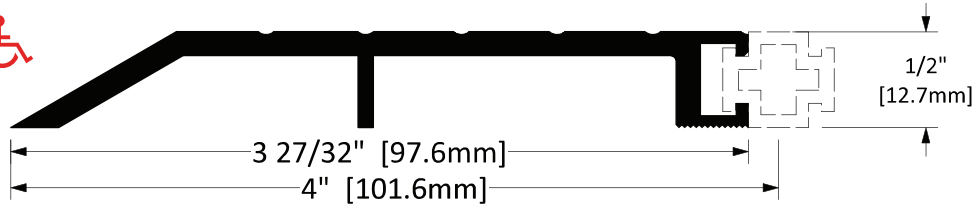
CT-45-1

INSERT NOT INCLUDED
 Screw Type: G
 OPT Screw Type: H, I
 STD Finish: Mill
 OPT Finish: B.A., B.L.A., C.A.



CT-42-1

INSERT NOT INCLUDED
 Screw Type: G
 OPT Screw Type: H, I
 STD Finish: Mill
 OPT Finish: B.A., B.L.A., C.A.



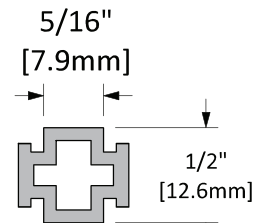
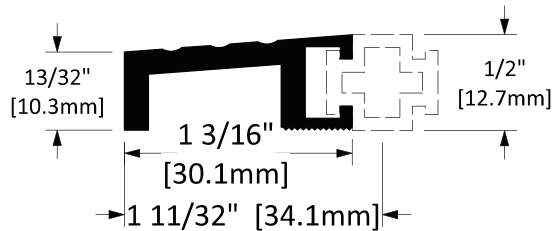
CT-43-1

INSERT NOT INCLUDED
 Screw Type: G
 OPT Screw Type: H, I
 STD Finish: Mill
 OPT Finish: B.A., B.L.A., C.A.



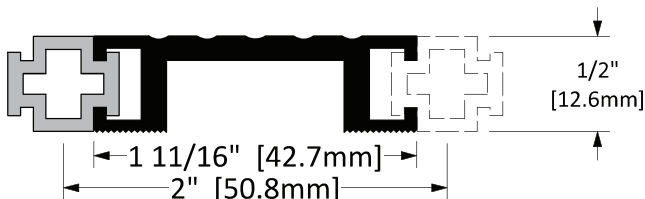
CT-49-1

INSERT NOT INCLUDED
 Screw Type: G
 OPT Screw Type: H, I
 STD Finish: Mill



CT-41-1

ONE INSERT INCLUDED
 Screw Type: G
 OPT Screw Type: H, I
 STD Finish: Mill



FROST INSERT 1/2"

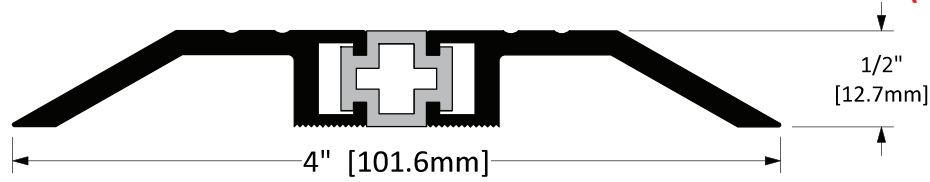
GREY RIGID P.V.C.

1/2" THERMAL BREAK THRESHOLDS

ALL PRODUCTS IN THIS SECTION ARE EXTRUDED ALUMINUM AND INCLUDE INSERT(S)

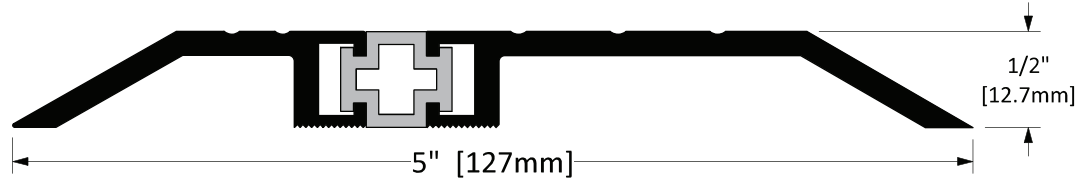
CT-44

Screw Type: G
 OPT Screw Type: H, I
 STD Finish: Mill



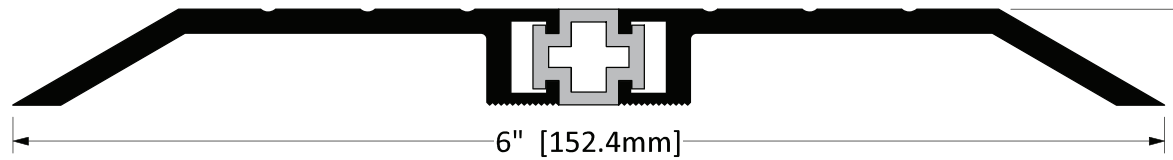
CT-45

Screw Type: G
 OPT Screw Type: H, I
 STD Finish: Mill




CT-46

Screw Type: G
 OPT Screw Type: H, I
 STD Finish: Mill



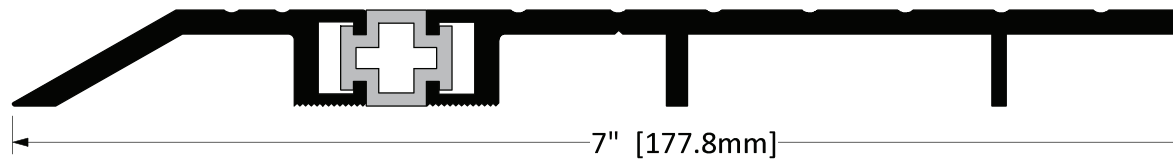
CT-406

Screw Type: G
 OPT Screw Type: H, I
 STD Finish: Mill



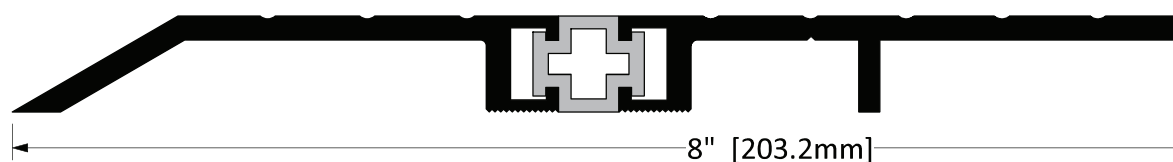
CT-407

Screw Type: G
 OPT Screw Type: H, I
 STD Finish: Mill



CT-408

Screw Type: G
 OPT Screw Type: H, I
 STD Finish: Mill




CT-409

Screw Type: G
 OPT Screw Type: H, I
 STD Finish: Mill



CT-410

Screw Type: G
 OPT Screw Type: H, I
 STD Finish: Mill



CT-410-2

Screw Type: G
 OPT Screw Type: H, I
 STD Finish: Mill

